


# Imaging > CP 1000 Tabletop Processor



**A Self-Contained Darkroom Processor That Sets Up Anywhere and Requires No Plumbing**

## > Agfa Reliability, Tabletop Convenience

### Totally Self-Contained



Designed and built with the same reliability as our large, high-volume processors, the CP 1000 Processor is ideal for diagnostic offices, military field clinics, remote departments, and chiropractic and veterinary offices. It is also an excellent backup for your regular processor. The

CP 1000 provides consistent, high-quality processing of film sizes ranging from 4" x 4" up to 14" x 36" for applications with moderate patient/film volume.


### Fast Processing

With its 125-second cycle time (leading edge into developer to leading edge at dryer), the CP 1000 provides quick access to finished radiographs.

### Energy Efficient

The CP 1000 operates on only 400 watts of power. Economical stand-by mode reduces power to 100 watts when the processor is idle. To further reduce power consumption, the processor may be turned off when not in active use, then, because of its fast warm-up time, quickly restarted.

Plug it in, insert filled chemical and wash-water bottles, then start working



Fast, quiet, infrared dryer lowers energy costs

Automatic replenishment



Fast start-up time (7 minutes from cold start)

**AGFA** 

| see more | do more |

### Advantages Over Typical Low-Volume Processors

- *The CP 1000 uses a simple, accessible film transport system with fewer rollers instead of conventional heavy roller racks. Clean-up is much easier*
- *The CP 1000 uses an infrared dryer instead of the typical hot-air dryer. It's fast-drying, quiet and energy efficient*
- *The CP 1000 uses only 400 watts of power, compared with the typical 1500 watts for other processors. In standby mode it uses only 100 watts*
- *The rapid start-up time allows the CP 1000 to be shut off when not in use and restarted only when needed. It can be ready for processing from a cold start in only seven minutes*

### Easy Cleaning

With the cover removed, the tanks are easily drained. Rollers, guide plates and chemical tanks lift out, and are easily rinsed. The processor can be properly cleaned in only minutes.


### Easy Operation

There are only three controls:

- *Power ON/OFF switch – Turns processor and tank heaters on*
- *Manual Replenishment Key/Film Feed Light – Used to manually start the replenishment cycle when the processor has been idle for more than a day. The Film Feed Light is illuminated during the replenishment cycle and when film is passing through the processor. When the light turns off, a new film may be fed into the processor*
- *Dryer temperature step-switch – adjusts the temperature of the infrared dryer as required*

### Easy Set Up

The CP 1000 does not require professional installation or plumbing. Setting up and installing it takes less than one hour and requires only simple tools.



Unique features for better performance, higher productivity and value.



Faster clean-up equals cost savings and operational efficiency.



Three simple controls provide easy-to-use, hassle-free results.

### Easy Film Processing

Simply open the optional Feed Tray/Light Cover, feed the film into the processor, and close the Light Cover as soon as the film has cleared the feed tray. You're free to leave the darkroom without risk of fogging the film. Film is deposited into the receiver tray, ready for viewing in about two minutes. The CP 1000 may also be operated without using the Feed Tray/Light Cover.

### Simple Film Path

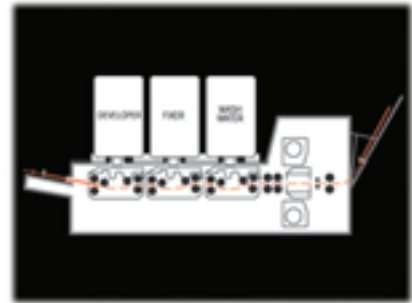
When film enters the processor, it passes the film scanner which regulates the replenishment system. A series of rollers transports the film through the developer, the fixer and wash-water tanks and the dryer section. The film exits the dryer and is deposited into the receiver tray.

### Easy Chemical Mixing

1. Fill developer and fixer dispenser bottles to 2.5 L mark with clean water.
2. Pierce seals of two bottles of Agfa developer concentrate, Part A, and pour into dispenser bottle. Agitate slowly to mix solution.
3. Perform the same step with concentrate Part B, and fill dispenser bottle to "FULL" mark with water. Replace valve and shake thoroughly to mix solution.
4. Follow similar procedure as in steps 2 and 3 for mixing Agfa fixer concentrate.
5. Fill wash-water bottle with clean water to "FULL" mark and replace valve.
6. Insert each bottle into the processor.



Feed Tray/Light Cover shortens time in the darkroom.



Simplifying the film path improves reliability and ease of cleaning.



Mixing chemicals for the CP 1000 Processor is as simple as 1-2-3.


## &gt; Specifications

<b>Dimensions:</b> 39" W × 25.5" D × 17" H (without Light Cover) Clearance Dimensions: 41" W × 27" D × 28" H Minimum Counter Required: 26" × 26"	<b>Warm-up Time:</b> 7 minutes	<b>5-Liter Replenishment Bottles:</b> A set of three bottles with regular caps
<b>Weight:</b> 119 lb (empty) 154 lb (with chemistry and water)	<b>Automatic Standby Mode:</b> Manual replenishment key	<b>2.5-Liter Replenishment Bottles:</b> A set of three bottles with regular caps
<b>Film Sizes:</b> Maximum Width: 14" Minimum Size: 4" × 4"	<b>Infrared Dryer:</b> Heat generated during continuous operation at dryer setting of #4 is 1990 BTU/hr	<b>Processor Stand:</b> Sturdy and easy-to-clean Formica™ covered wood construction
<b>Tank Capacity:</b> Developer: 0.24 gal (0.9 liter) Fixer: 0.24 gal (0.9 liter) Wash-Water: 0.24 gal (0.9 liter)	<b>Noise Level:</b> 60 ±1dB (A)	<b>Dimensions:</b> 26" W × 28" H × 32" D
<b>Replenisher Bottles:</b> 1.3 gal (5 liter)	<b>Power Requirements:</b> 120 VAC, 60 Hz, 1100 W max Standby Mode: 100 W Average Power Consumption: 400 W/hr	<b>Options:</b> 5-Gallon Waste Bottle Feed Tray/Light Cover
<b>Film Transport Speed:</b> 11 in/min (28.5 cm/min)	<b>Standard Equipment:</b> CP 1000 Processor with drain hoses 3 Replenisher Bottles Valves and Caps Adapter Hose Accessory (drain) Accessory Operator's Manual	<b>CP 1000 Chemistry:</b> Agfa G153 Developer Concentrate: 2.5 liter mixes (Part A and B) 12 mixes per case Agfa G353 Fixer Concentrate: 2.5 liter mixes (Part A and B) 18 mixes per case
<b>Processing Time:</b> 125 sec (leading edge to leading edge)	<b>Fixed Water Supply Connection:</b> Type 9424/100 for continuous water supply	Specifications are subject to change without notice.
<b>Output:</b> 60 films/hr (10" × 12")		

The CP 1000 is designed to provide optimal image quality when combined with RADIOMAT films as well as Agfa branded films.

Premeasured concentrate makes accurate chemical mixing simple.

For the latest information on product specifications and features, visit our website at:  
[www.agfa.com/healthcare](http://www.agfa.com/healthcare)

 Agfa-Gevaert has been approved by Lloyd's Register Quality Assurance limited to the following Quality Management System Standards: ISO 9001:1994; EN ISO 9001:1994, and ANSI/ASQC Q9001-1994.


The Quality Management System is applicable to the development, production and distribution of Agfa Medical Films.

Agfa-Gevaert has been awarded the Approval of Conformity certificate by Lloyd's Register Quality Assurance.

It certifies that the Quality Management System for our X-ray films conforms to the requirements of Annex V of the EEC Directive 93/42 and Medical Devices Regulation 1994:3017.

Agfa Medical Imaging has been approved by Lloyd's Register Quality Assurance limited to the following Quality Management System Standards: ISO 9001:1994; EN ISO 9001:1994, and ANSI/ASQC Q9001-1994.

The Quality Management System is applicable to: Selling, Servicing, Distribution, and Design of Marketing of Agfa's Product Assortment of Equipment and Sensitive Materials Used in Medical Diagnostic Imaging, Non-Destructive Testing, Microfilm and Motion Picture Applications.

 Agfa-Gevaert has been awarded the ISO 9001 certificate by TÜV Zertifizierungsgemeinschaft e.V.

This is applicable to Agfa's Quality Management System for design, production and servicing of Agfa Medical Equipment.

Agfa, the Agfa-Rhombus, Point of Knowledge, see more do more and CP 1000 are trademarks of Agfa Corporation or its affiliates.  
©Copyright 2002, Agfa. All rights reserved.

**Agfa Corporation**  
Imaging Headquarters  
10 South Academy Street, Greenville, SC 29601  
Tel: 1-864-421-1600 • Fax: 864-421-1622

**Canada**  
Agfa, Inc.  
77 Belfield Road, Etobicoke, Ont., M9W 1G6  
Tel: 416-240-7315 • Fax: 416-241-5409

**Mexico**  
Agfa de México, S.A. de C.V.  
Via Morelos 330 E. Sta. Clara Ecatepec, 55540 Edo. de México  
Tel: +52 (55) 5699 1414 • Telefax: +52 (55) 5699 1403



| see more | do more |